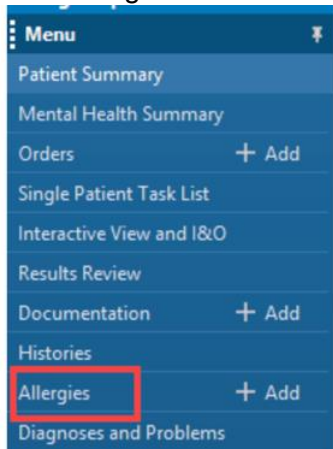
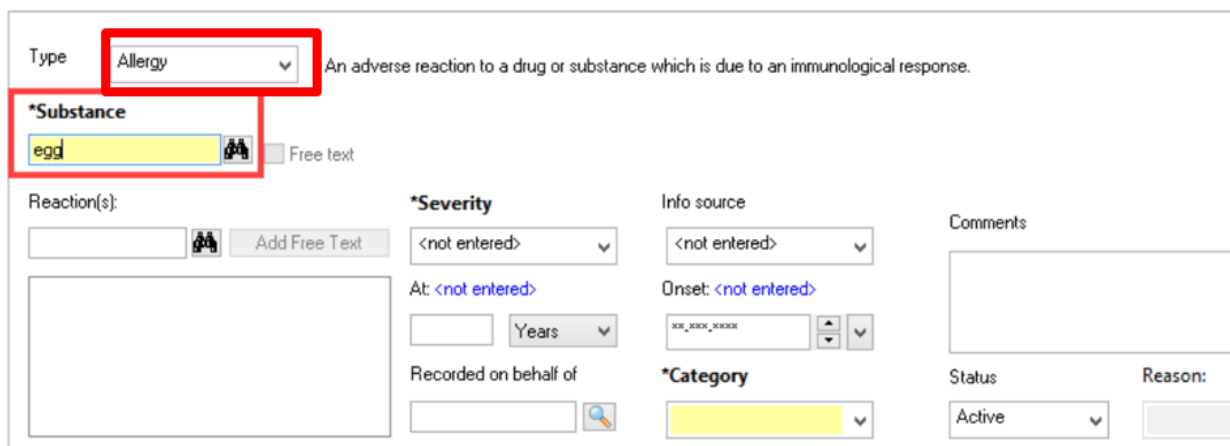


Allergies and Intolerances

1. Click Allergies on the Menu and +Add

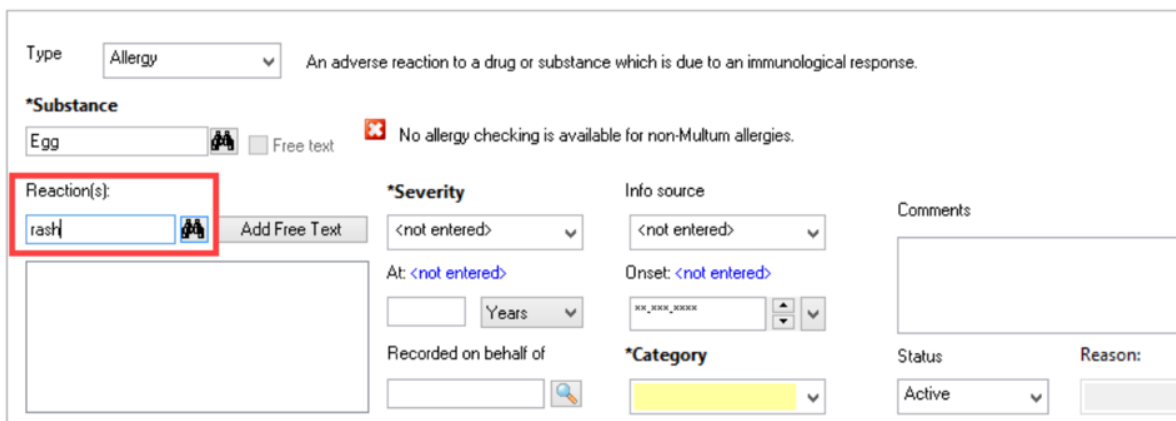


2. Select **Allergy** from the dropdown. Enter the food in the **Substance** box and click **Search** (example "egg").



A screenshot of the allergy entry form. The 'Type' dropdown is set to 'Allergy'. The '*Substance' field contains 'egg'. The form includes fields for Reaction(s), *Severity, Info source, Comments, Recorded on behalf of, *Category, Status, and Reason.

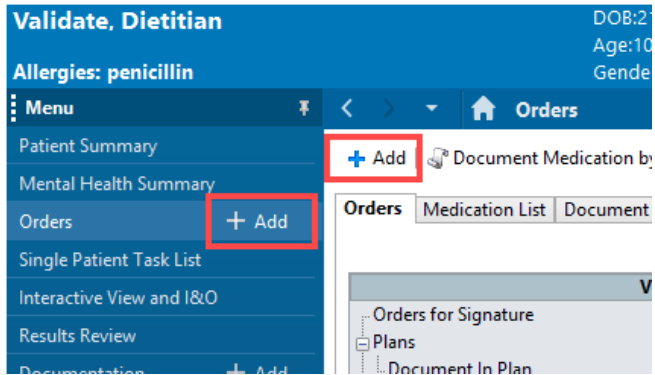
3. Enter the Reaction (if known), Severity, and Category (mandatory field).



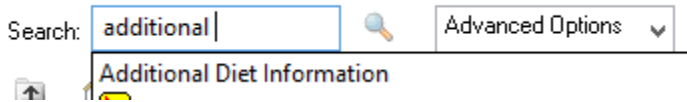
A screenshot of the allergy entry form. The 'Type' dropdown is set to 'Allergy'. The '*Substance' field contains 'Egg'. The 'Reaction(s)' field contains 'rash'. The form includes fields for *Severity, Info source, Comments, Recorded on behalf of, *Category, Status, and Reason. A red box highlights the 'Reaction(s)' field.

4. Click **Sign**.

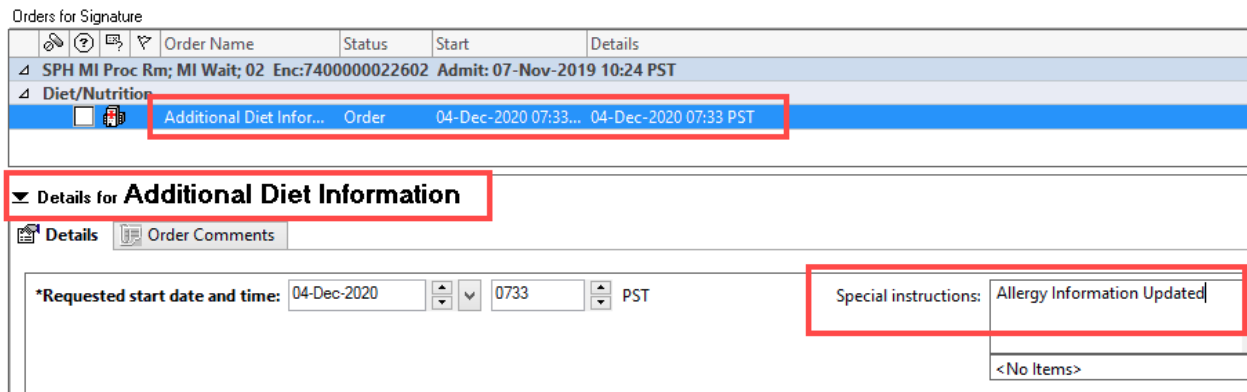
5. Place an Additional Diet Information order. Click Orders **+Add**.



6. Search for **Additional Diet Information**. Select **Done**.



7. In **Special Instructions**, enter "**Allergy information updated.**"



8. Click **Sign**.