

How To: Order a Feed with Two Formulas

You will need to place a separate order for each formula. Enter feeding schedule details in Special Instructions or Order Comments.

1. Search **PED Feeding** to bring up the Module.



Search: Type:

PED Feeding (Module)

This will populate all the relevant orders and you can select the appropriate diet/formula order for the patient.

2. Select the appropriate formula categories from the Module. Right-click, select **Modify**.




<input type="checkbox"/>	<input type="checkbox"/>	Component	Status	Dose ...	Details
<input type="checkbox"/>	<input checked="" type="checkbox"/>	Maintain Head of Bed			T;N
Diet/Nutrition					
<input type="checkbox"/>	<input checked="" type="checkbox"/>	Breastfeed, Exclusive (Breastfeed)			T;N
<input type="checkbox"/>	<input checked="" type="checkbox"/>	Expressed Breast Milk (EBM) (Expressed Breast Milk wi...			T;N
<input type="checkbox"/>	<input checked="" type="checkbox"/>	Term Infant Formula - Standard (Non-NICU)			T;N
<input type="checkbox"/>	<input checked="" type="checkbox"/>	Term Infant Formula - Therapeutic (Non-NICU)			T;N
<input type="checkbox"/>	<input checked="" type="checkbox"/>	Preterm Infant Formula (Non-NICU)			T;N
<input type="checkbox"/>	<input checked="" type="checkbox"/>	Pediatric Formula: Child 1-13 Years			T;N
<input type="checkbox"/>	<input checked="" type="checkbox"/>	Pediatric Formula: Child Older Than 13 Years			T;N
<input type="checkbox"/>	<input checked="" type="checkbox"/>	Pediatric Formula: Hydrolyzed			T;N
<input type="checkbox"/>	<input checked="" type="checkbox"/>	Pediatric Formula: Therapeutic			T;N






3. Select **Formula, Concentration, Volume per Feed, Frequency, Route**, and any **Modulars**. Do this for both formula orders.

For two formulas mixed together (e.g. 1:1 Pediasure : Compleat Pediatric @ 50mL/hr), order the rate for each formula at 25mL/hr.

4. If there is a **Secondary Route**, enter it (hold Ctrl for multi-select).
5. For **tube feeds that are advancing** (e.g. start at 10mL/hr and increase as tolerated to 40mL/hr), enter the current rate as **Rate (mL/hr)** and the final goal feeding volume as **Estimated Feeding Volume (mL per 24 hours)**.

▼ Details for **Pediatric Formula: Child 1-13 Years**

 **Details**  Order Comments  Offset Details

*Frequency:	Continuous	▼
*Primary Feeding Route:	NG Tube	▼
Modular:		▼
Modular Amount:		▼
Secondary Route (multi-select):		▼
Rate (mL/hr) - for Continuous ONLY:	10	
Feed Bolus Infusion Time:		
Administration Method:		▼
Estimated Feeding Volume (mL per 24 hours):	960	
Special Instructions:	Start feeds at 10mL/hr. Increase by 5cc q4h, as tolerated, to goal 40mL/hr	

6. For detailed tube feed orders (e.g. bolus feeding schedule where the rate, volume, or flushes changes with each bolus), add to **Special Instructions** or **Order Comments** (allows more characters).

(e.g. 1:1 Pediasure : Compleat Pediatric @ 50mL/hr).

7. Click **Sign**.