




## Swallowing Assessment Trays

For Dietitians who conduct swallowing assessments with OT/SLP:

1. Search **Swallow Assessment Tray**.



Search:  






  





- Swallow Assessment Tray
- Swallowing Assessment
- Perform Swallowing Screen

2. In **Special Instructions**, enter menu items (from the Morrison Test Tray menu), portion size, and date and time required.

▼ Details for **Swallow Assessment Tray**

 **Details**  Order Comments

\*Requested start date and time:       PST

Special instructions:

3. Click **Sign**.