


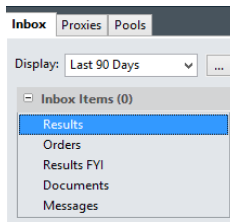
BCW New Beginnings

Message Centre Message Centre

Access Inbox to view results, orders, documents and messages.

Once in message you can approve, refuse or add comments.

Select  to send messages.



Inbox Proxies Pools Toggle between tabs to access proxies and message centre pools. **BCW New Beginnings Admin**
BCW New Beginnings Provider


To add a proxy, or update clinical pool settings, select Manage

Ambulatory Organizer Ambulatory Organizer

Access to see appointments booked in the clinic.

Change Date:

Select Resource Drop Down

Patients for:  **BCW New Beginnings Resource Group**

BCW New Beginnings Resource group for all appointments in clinic

- BCW New Beginnings NP
- BCW New Beginnings Resident

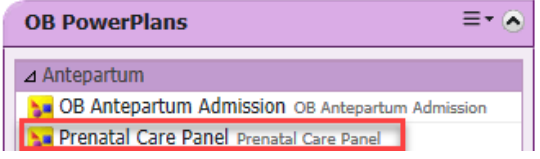
Select separate calendars to see specific clinicians appointments

Open patient chart by clicking on name **MFM, TEST**
23 Years, Female

Orders OB Quick Orders

Most orders are available within the OB quick orders tab.

Prenatal Care Panel powerplan available on Quick Orders



If orders missing you can add by selecting + Add to Phase

Save as My Favorite

Favorite the powerplan with all necessary orders that are usually placed in the prenatal care panel.

Residents can search your favorited powerplans to ensure that they have the correct version.

To order prescriptions, switch to the Outpatient Prescriptions section.





OB Quick Orders Out

Outpatient **Outpatient Prescriptions**

Follow Up Visit Orders can be found on the quick orders page.

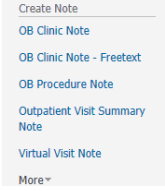
Workflow Tabs *(access within patient chart)* Provider View


The workflow tabs can access patient details, and different functionalities such as ordering and documentation.

-  Outpatient OB Chart
-  OB Quick Orders
-  Postpartum
-  Well Newborn Workflow

Select + to add new tabs.

At the bottom of the chart tabs you can access hyperlinks for commonly used documents.



You can customize the components by selecting this symbol 

Prenatal Visit

Prenatal Visit	
SBP/DBP Curr	mmHg
Height/Length Measured	cm
Weight Measured	kg
Fundal Height	cm
Edema	
Edema Detail	
Preterm Labour Signs/Symptoms	
Pregnancy Risk Factors	
Comment	
Next Appointment	day

Within Interactive View, in the OB ambulatory band, there is a prenatal visit section. Document all prenatal visit data within this segment and it will flow to the prenatal card.

Lab Order Entry Formats

- Outpatient Lab Work
 - Unit Collect: No
 - Collected: No
 - Future Status: Yes (specify time frame using calendar function)
- Swabs
 - Unit collect: Yes
 - Collected: Yes
 - Future Status: No
 - Send specimen with label directly to lab
- Medical Imaging

Prenatal Visits

20/06/23 10w1d
Prenatal Height: 23 cm
Central Exam: 7/2.0 cm/0
Blood Pressure: 120/65
Weight: 69 kg (-)
Edema: None
Lower Extremities: Negative
Fetal Movement (Baby A): --
Heart Rate (Baby A): 145
Comments: Example patient comments for today
OB Clinic Note
Next Appointment: at 20 weeks

Prenatal visit cards will populate on Outpatient OB encounters when relevant data is documented. You can add comments to the card as well as any notes will be linked and to that visit.

- Future Status: Yes
- Scheduling Location: BCW New Beginnings

Unit collect: Yes No Collected: Yes No

Order for future visit: Yes No

Antenatal Record

- At initial appointment, antenatal record part 1 will be filled out; labs section of part 2 will be filled out upon result
- At subsequent appointments, only top portion of part 2 will be filled out.
- All narrative documentation will be completed using OB clinic note type or prenatal cards
- At ~20 and 36 weeks antenatal record will be faxed to UCC

BPMH

Status: [! Meds History](#) [! Admission](#) [! Outpatient](#) [View Details](#)

Patient's med history and outpatient medication reconciliation needs to be completed.