

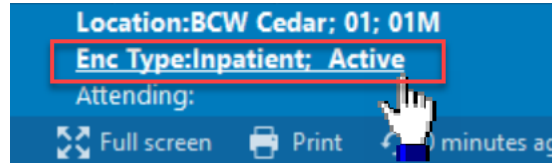
# CST PRACTICE POINTER

POINTING YOU IN THE RIGHT DIRECTION

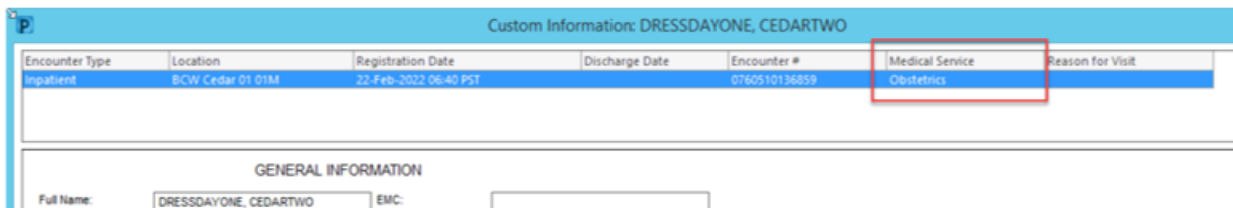
## TROUBLESHOOTING: POWERCHART POSTPARTUM LIAISON FORM SHOWS: "NO DATA FOUND"

Troubleshooting steps:

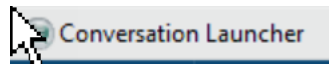
Click Encounter type in far right corner of the blue banner of your patient chart



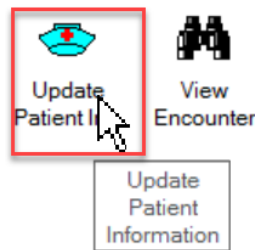
Ensure patient's medical service is OBSTETRICS (anything else such as medical or midwifery will be the reason your postpartum liaison is not available to you).



If you need to change your medical service. Click Conversation Launcher in the toolbar.



Select Update Patient Information



Search for your patient via MRN or Last name, First name.

Select the current encounter type (ie Dogwood room 5, inpatient).

Your patient information window will pop up: Under the ENCOUNTER INFORMATION tab, ensure the medical service selected is obstetrics (use the drop down arrow to find obstetrics). Click complete at bottom right of that window. Refresh your pt chart window and then go back to the postpartum liaison and voila – your liaison should appear.

