

DONNING (PUTTING ON) PERSONAL PROTECTIVE EQUIPMENT: DROPLET & CONTACT AND AIRBORNE PRECAUTIONS (INCLUDES AEROSOL-GENERATING MEDICAL PROCEDURES)

DOCUMENT TYPE: PROCEDURE

Site Applicability

Donning or putting on personal protective equipment (PPE) applies to all staff at BC Children's Hospital and BC Women's Hospital & Health Centre.

Practice Level/Competencies

Donning of personal protective equipment is a basic skill for all staff.

Policy Statement(s)

Staff must follow Infection Prevention and Control procedures for donning personal protective equipment.

All staff use only workplace provided PPE.

Equipment & Supplies

Soap and water OR alcohol-based hand sanitizer

Gown

Surgical/Procedure Mask

N95 Mask - for Airborne or [Aerosol-Generating Medical Procedures](#) (AGMP) only

Eye Protection: goggles or face shield

Gloves

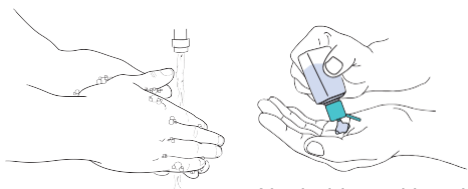
DONNING (PUTTING ON) PERSONAL PROTECTIVE EQUIPMENT: DROPLET & CONTACT AND AIRBORNE PRECAUTIONS (INCLUDES AEROSOL-GENERATING MEDICAL PROCEDURES)

DOCUMENT TYPE: PROCEDURE

Procedure: Steps for Donning (Putting On) Personal Protective Equipment (PPE)

REMOVE all personal belongings and leave outside room. Ensure hair is tied back properly.

1 Hand hygiene

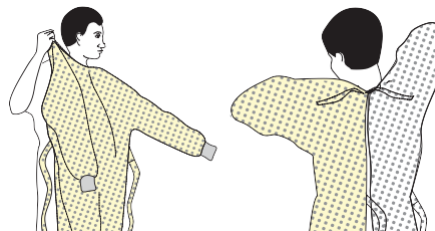


Soap & water

Alcohol-based hand sanitizer

Clean all surfaces of hands & wrists for 20 sec

2 Gown



Cover torso and wrap around back, fasten at back of neck and waist

3A Surgical/Procedure Mask



Ensure nose, mouth and chin are covered with minimal gap between the mask and your face

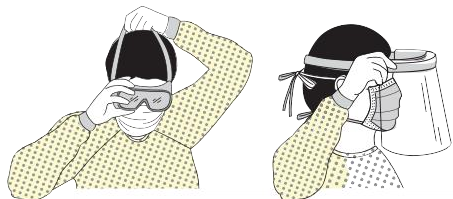
OR

3B N95 Mask: for AGMP*



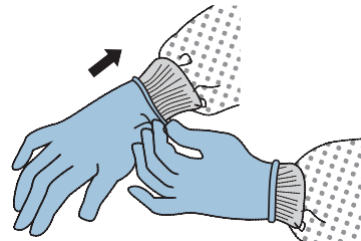
Gently mold metal piece to the bridge of nose and Perform seal check

4 Eye Protection



Place goggles or face shield over face and eyes and adjust to fit

5 Gloves



Extend to cover wrist of gown

*Aerosol-Generating Medical Procedures (AGMP) examples include: nebulized therapy, CPR, CPAP, endotracheal intubation & extubation, high frequency oscillatory ventilation, bronchoscopy, bronchoalveolar lavage, laryngoscopy, positive pressure ventilation (BiPAP & CPAP), open airway suctioning, sputum induction, high flow nasal cannula (HFNC). **If you are unsure if an activity is AGMP contact Infection Prevention & Control for guidance.**

DONNING (PUTTING ON) PERSONAL PROTECTIVE EQUIPMENT: DROPLET & CONTACT AND AIRBORNE PRECAUTIONS (INCLUDES AEROSOL-GENERATING MEDICAL PROCEDURES)

DOCUMENT TYPE: PROCEDURE

STEPS	RATIONALE
1. REMOVE all personal belongings and leave outside the room.	<i>Prevents possible contamination of personal items. Personal items include jewelry, mobile phones, etc.</i>
2. ENSURE hair is properly tied back.	<i>Prevents possible contamination of personal items.</i>
3. PERFORM Hand Hygiene: <ul style="list-style-type: none"> Use soap & water OR alcohol-based hand sanitizer to clean surfaces of hands and wrists for at least 20 seconds. 	<i>Routine Practices for Infection Prevention and Control require proper hand hygiene before and after touching any patient and/or their environment. Hand hygiene is one of the most effective measures to prevent the spread of infection.</i>
4. DON/PUT ON gown: <ul style="list-style-type: none"> Cover torso and wrap around back. Fasten at back of neck and waist securely. 	<i>Wearing a long sleeved, water resistant gown protects forearms and clothing.</i>
5A. DON/PUT ON Surgical/Procedure mask for patients on Droplet & Contact Precautions without Aerosol Generating Medical Procedures): <ul style="list-style-type: none"> Ensure nose, mouth and chin are covered with minimal gap between the mask and your face. <p>OR</p> 5B. DON/PUT ON N95 mask for patients on Airborne Precautions or with Aerosol Generating Medical Procedures): <ul style="list-style-type: none"> Gently mold metal piece to the bridge of nose Perform seal check 	<i>Choose the appropriate mask for the patient and activity being performed.</i> <i>Surgical/Procedure masks provide a physical barrier against respiratory droplet secretions. Surgical/procedure masks should be used for Droplet & Contact Precautions and are appropriate for patients who do not have aerosol-generating medical procedures.</i> <i>N95 respiratory masks provide filtering of 1-3 micron particulates. N95 masks should be used for Airborne Precautions or for all Aerosol-Generating Medical Procedures. Staff must be fit-tested for proper N95 mask fit and seal. N95 failure is related to poor fit and leakage at face seal. Seal check should be performed every time mask is used.</i>
6. DON/PUT ON Eye Protection: <ul style="list-style-type: none"> Place goggles or face shield over face and eyes and adjust to fit. 	<i>Goggles or face shields provide eye and face protection and protection from splashes from the side. Choose goggles or face shields that will fit over eyewear for those who wear prescription glasses. Prescription glasses are not adequate protection alone. Eye protection should be comfortable, securely fitted and not interfere with visual acuity.</i>
7. DON/PUT ON Gloves: <ul style="list-style-type: none"> Pull sleeves of gown down to facilitate proper glove placement. Extend gloves to cover wrist of gown. 	<i>Gloves are not a substitute for hand hygiene. Hand hygiene should be performed before and after donning gloves. Gloves are worn to provide protection of hands. Gloves should fit snugly over gown cuffs to provide a better barrier for arms, wrists and hands.</i>

DONNING (PUTTING ON) PERSONAL PROTECTIVE EQUIPMENT: DROPLET & CONTACT AND AIRBORNE PRECAUTIONS (INCLUDES AEROSOL-GENERATING MEDICAL PROCEDURES)

DOCUMENT TYPE: PROCEDURE

References

- BCCDC March 2020. Coronavirus COVID-19: The 5 Steps to Don (put on) personal protective equipment (PPE).
- BCCDC March 2020. Coronavirus COVID-19: The 6 Steps to Doff (take off) personal protective equipment (PPE).
- Infection Prevention and Control. 2020. COVID-19+ Reference Tool.
- Infection Prevention and Control Manual. 2016. Personal Protective Equipment Standard Routine Practices.
- Provincial Infection Control Network of BC. 2019. Novel Coronavirus: Aerosol Generating Medical Procedures in Healthcare Settings.

Definitions

Aerosol-Generating Medical Procedures (AGMP) generate small droplet nuclei in high concentrations that present a risk for airborne transmission of pathogens not otherwise able to spread by the airborne route. Examples include nebulized therapy, CPR, endotracheal intubation & extubation, high frequency oscillatory ventilation, bronchoscopy and bronchoalveolar lavage, laryngoscopy, positive pressure ventilation (BiPAP & CPAP), open airway suctioning, sputum induction, high flow nasal cannula (HFNC).

Version History

DATE	DOCUMENT NUMBER and TITLE	ACTION TAKEN
18-Mar-2020	C-0506-12-60561 Donning (Putting On) Personal Protective Equipment	Developed by Professional Practice Leader, Nursing; Approved by Professional Practice Director
23-Mar-2020	"	Updated; Approved by Professional Practice Director
4-May-2020	"	Updated; Approved by Professional Practice Director

Disclaimer

This document is intended for use within BC Children's and BC Women's Hospitals only. Any other use or reliance is at your sole risk. The content does not constitute and is not in substitution of professional medical advice. Provincial Health Services Authority (PHSA) assumes no liability arising from use or reliance on this document. This document is protected by copyright and may only be reprinted in whole or in part with the prior written approval of PHSA.