

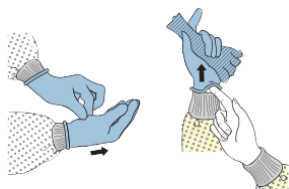
# DOFFING (TAKING OFF) PERSONAL PROTECTIVE EQUIPMENT: DROPLET & CONTACT AND AIRBORNE PRECAUTIONS (INCLUDES AEROSOL-GENERATING MEDICAL PROCEDURES) POSTER

DOCUMENT TYPE: REFERENCE TOOL

## Steps for Doffing (Taking Off) Personal Protective Equipment (PPE)

### STEPS 1-3 INSIDE ROOM

#### 1 Gloves



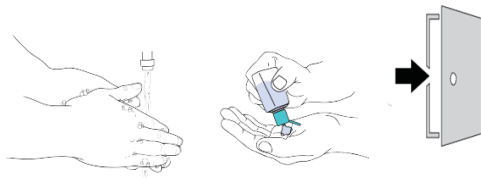
Grasp the outside edge near your wrist and peel it away, rolling the glove inside out  
Then, reach under the glove on your other hand, peel it away and discard

#### 2 Gown



Untie at the waist and neck, Gently pull gown from neck and shoulders  
Turn gown inside out, roll into a bundle and discard

#### 3 Hand Hygiene/Exit Pt. Room if Ante Room present



Clean all surfaces of hands & wrists with soap/water or alcohol-based hand sanitizer

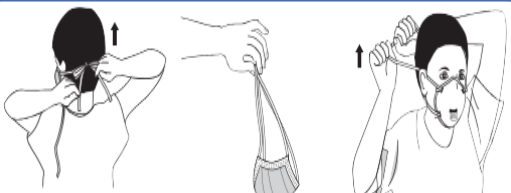
### STEPS 4-6 OUTSIDE ROOM/IN ANTE ROOM:

#### 4 Goggle/Face Shield



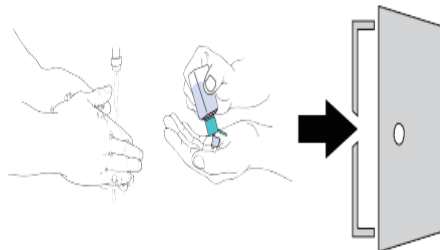
Remove Goggle or Face Shield  
Bend forward, grasp the strap toward the back and pull it over your head and discard

#### 5 Surgical/Procedure Mask/N95



**For Surgical/Procedure Mask:**  
Grasp the mask loops from behind ears. Bend forward, pull off your head and discard  
**For N95:**  
Grasp bottom strap from behind your head. Pull forward off your head, bending at the waist to allow mask to fall away from your face. Grasp top strap from behind your head. Pull forward off your head, bending at the waist to allow mask to fall away from your face and discard

#### 6 Hand Hygiene & Exit Ante Room



Clean all surfaces of hands and wrists with soap/water or alcohol-based hand sanitizer

# DOFFING (TAKING OFF) PERSONAL PROTECTIVE EQUIPMENT: DROPLET & CONTACT AND AIRBORNE PRECAUTIONS (INCLUDES AEROSOL-GENERATING MEDICAL PROCEDURES) POSTER

DOCUMENT TYPE: REFERENCE TOOL

---

## Version History

DATE	DOCUMENT NUMBER and TITLE	ACTION TAKEN
18-Mar-2020	C-0506-14-60563 Doffing (Taking Off) Personal Protective Equipment Poster	Developed by Professional Practice Leader, Nursing; Approved by Professional Practice Director

## Disclaimer

This document is intended for use within BC Children's and BC Women's Hospitals only. Any other use or reliance is at your sole risk. The content does not constitute and is not in substitution of professional medical advice. Provincial Health Services Authority (PHSA) assumes no liability arising from use or reliance on this document. This document is protected by copyright and may only be reprinted in whole or in part with the prior written approval of PHSA.