

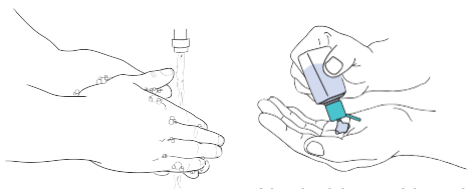
# DONNING (PUTTING ON) PERSONAL PROTECTIVE EQUIPMENT: DROPLET & CONTACT AND AIRBORNE PRECAUTIONS (INCLUDES AEROSOL-GENERATING MEDICAL PROCEDURES) POSTER

DOCUMENT TYPE: REFERENCE TOOL

## Steps for Donning (Putting On) Personal Protective Equipment (PPE)

**REMOVE** all personal belongings and leave outside room. Ensure hair is tied back properly.

### 1 Hand hygiene

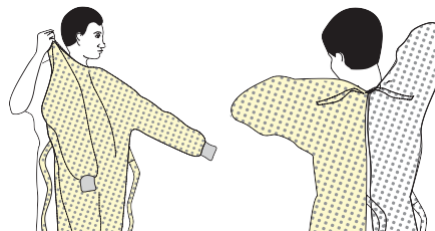


Soap & water

Alcohol-based hand sanitizer

Clean all surfaces of hands & wrists for 20 sec

### 2 Gown



Cover torso and wrap around back, fasten at back of neck and waist

### 3A Surgical/Procedure Mask



Ensure nose, mouth and chin are covered with minimal gap between the mask and your face

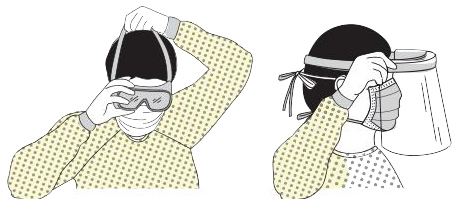
OR

### 3B N95 Mask: for AGMP\*



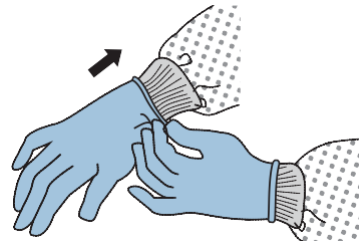
Gently mold metal piece to the bridge of nose and Perform seal check

### 4 Eye Protection



Place goggles or face shield over face and eyes and adjust to fit

### 5 Gloves



Extend to cover wrist of gown

\*Aerosol-Generating Medical Procedures (AGMP) examples include: nebulized therapy, CPR, CPAP, Endotracheal intubation & extubation, High frequency oscillatory ventilation, Bronchoscopy and bronchoalveolar lavage, Laryngoscopy, Positive pressure ventilation (BiPAP & CPAP), sputum. **If you are unsure if an activity is AGMP contact Infection Prevention & Control for guidance.**

# DONNING (PUTTING ON) PERSONAL PROTECTIVE EQUIPMENT: DROPLET & CONTACT AND AIRBORNE PRECAUTIONS (INCLUDES AEROSOL-GENERATING MEDICAL PROCEDURES) POSTER

## DOCUMENT TYPE: REFERENCE TOOL

### Version History

DATE	DOCUMENT NUMBER and TITLE	ACTION TAKEN
18-Mar-2020	C-0506-14-60564 Donning (Putting On) Personal Protective Equipment Poster	Developed by Professional Practice Leader, Nursing; Approved by Professional Practice Director

### Disclaimer

This document is intended for use within BC Children's and BC Women's Hospitals only. Any other use or reliance is at your sole risk. The content does not constitute and is not in substitution of professional medical advice. Provincial Health Services Authority (PHSA) assumes no liability arising from use or reliance on this document. This document is protected by copyright and may only be reprinted in whole or in part with the prior written approval of PHSA.