











CoaguChek Outpatient Clinic: Appendix C - CoaguChek XS Plus Meter

CoaguChek® XS Plus Meter			
		A	Touchscreen
		B	ON/OFF
		C	Measurement Chamber Cover
		D	Test Strip Guide
		E	Battery compartment cover
		F	Tab for battery compartment cover
		G	Code Chip slot
		H	Connection socket for power supply
Symbol	Description	Symbol	Description
	Okay. Save Setting.	Sec	Results are displayed in seconds.
	Cancel, discard setting.	INR	Results are displayed in INR units.
	Return to previous menu.	> <	Result: Result is above or/ below the measuring range.
	Increase/ decrease value displayed.		Quality Control: Result is above or below the measuring range.
	List of tests for a specific patient.		Battery status: When no segments remaining, you can no longer perform a test, but can still access the monitor's memory.
	Scroll through the list.		Operation with power supply adapter.
	Wait until the monitor has completed an action.	am	<i>Not applicable @ C&W.</i>
	Test Strip.	pm	<i>Not applicable @ C&W.</i>
	Insert/ remove the test strip.		Reports a warning message.

	Apply sample. Time to apply is counted down in seconds.		Reports an error.
	Apply QC sample. Time to apply is counted down in seconds.		Reports a serious error.
	Insert the code chip.		Room or monitor temperature is outside the acceptable range.
	Automatic internal QC completed successfully.		Lid on the test strip guide is open.
	<i>Not applicable @ C&W.</i> <i>Results displayed as a Quick percentage value.</i>		<i>Not applicable @ C&W.</i> <i>Communication via infrared interface.</i>

REFERENCES

CoaguChek XS Plus Operators Manual. 2009-11
 Roche Diagnostics, GmbH, D-68298 Mannheim
www.roche.com
www.coaguheck.com

REVISION & APPROVAL LOG

Version	Revision Type	Description of Change	Revision Date	Technical Approval	Medical Approval
1.0		New document	Dec 2013	Elvira Kozak	Dr. Cathy Halstead
1.1	Minor	Document title and number change. Upload to QMS document control	28 Dec 2016		Dr. Benjamin Jung

Attention: This document is published on the BCCW SharePoint website

Revisions made to this document require an update to the corresponding document published on BCCW SharePoint website