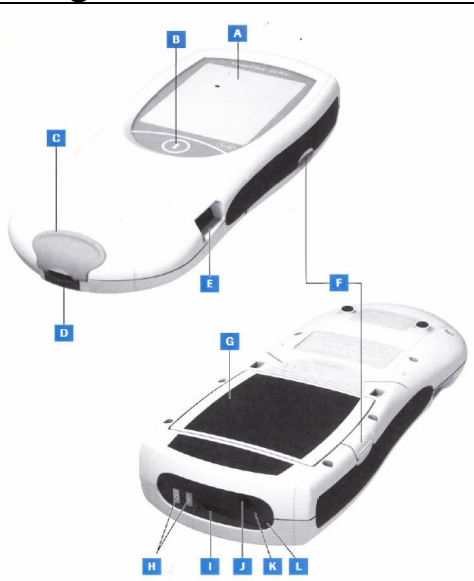















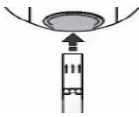

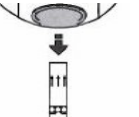



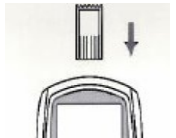





CoaguChek XS Pro Medical Mobile Unit: Appendix C - Meter and Display Icons

CoaguChek® XS PRO			
		A	Touchscreen
		B	ON/OFF
		C	Test Strip Guide Cover
		D	Test Strip Guide
		E	Barcode scanner (Laser)
		F	Tab for battery compartment cover
		G	Battery compartment cover
		H	Charging terminals
		I	Code chip slot
		J	Connection socket for power adaptor
		K	Infrared interface – for data communication
		L	Reset button – for software or power-up errors
Icon	Description	Icon	Description
	Go to Main Menu	Sec	Results are displayed in seconds.
	Okay. Save Setting.	INR	Results are displayed in INR units.
	Cancel, discard setting.	> <	Result: Result is above or below the measuring range.
	Return to previous menu.		Quality Control: Result is above or below the measuring range.
	Increase/ decrease value displayed.		Battery status: When no segments – replace batteries Do not perform a test Can access memory
	List of tests for a specific patient.		Operation with power supply adapter.
	Add a comment		Room or monitor temperature is outside the acceptable range.

	List of tests of a specific patient.		Lid on the test strip guide is open.
	Wait until the meter has completed an action.		Reports a warning message.
	Insert Test Strip		Reports an error.
	Remove Test Strip		Reports a serious error.
 180 SEC	Apply sample. Time to apply is counted down in seconds.	%Q	<i>Not applicable PHSA. Results displayed as a Quick percentage value.</i>
 180 SEC	Apply QC sample. Time to apply is counted down in seconds.	am	<i>Not applicable PHSA.</i>
	Insert the test strip code chip.	pm	<i>Not applicable PHSA.</i>
	Insert the QC code chip		<i>Not applicable PHSA. Communication via infrared interface.</i>
	Automatic internal QC completed successfully.		

References: CoaguChek XS Pro Operators Manual. 2010-10
 Roche Diagnostics, GmbH, D-68298 Mannheim
www.roche.com
www.coaguheck.com

REVISION & APPROVAL LOG

Version	Revision Type	Description of Change	Revision Date	Technical Approval	Medical Approval
1.0		Original Document for CoaguChek XS Plus and CoaguChek XS	May 2008	Elvira Kozak	Dr. Cathy Halstead
1.1	Minor	Provincial Template Form	01 May 2009	Elvira Kozak	
1.1	No Change	Document Review	01 Oct 2010	Elvira Kozak	
1.2	Minor	New Document for CoaguChek XS Pro	23 Aug 2012	Elvira Kozak	
1.3	Minor	Document title and number change. Upload to QMS document control	28 Dec 2016		Dr. Benjamin Jung

Attention: This document is published on the BCCW SharePoint website

Revisions made to this document require an update to the corresponding document published on BCCW SharePoint website