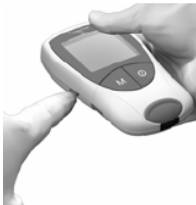


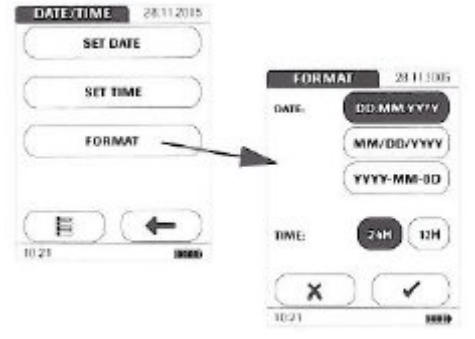



CoaguChek XS Pro Medical Mobile Unit: Appendix E - Setting Date and Time

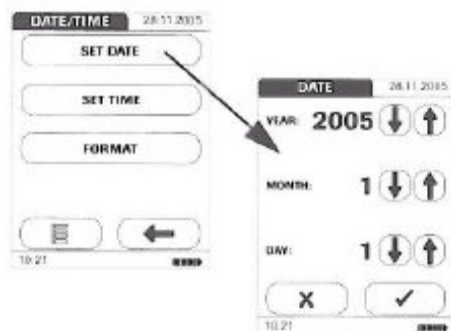
CoaguChek® XS			
	<p>Press SET button on the left side of the monitor.</p> <p>Continue to press the Set button to move to the next setting. (date, time, unit, beep tone, range).</p>	Choose Option	Presetting
		Day-Month-Year	31-12-00
	<p>Press the "M" to change a setting.</p>	24-hour format	24h
		INR	INR
	<p>Press the Set button again to confirm the current setting & to move onto the next setting.</p>	Beep Tone On	ON
		Therapeutic Range Off	Off

CoaguChek® XS Plus/Pro

Setting the Date/Time Format

	<p>Meter is in Main Menu:</p> <ol style="list-style-type: none"> 1. Touch the SETUP button. 2. Touch the SCREEN button. 3. Touch the DATE/TIME button. 4. Touch the FORMAT button. 5. Touch DD.MM.YYYY for date. 6. Touch 24H. 7. Touch <input checked="" type="checkbox"/> to save the selection. 8. Touch  to return to Previous Screen.
---	---

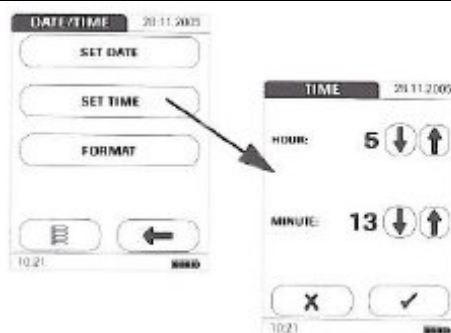
Setting the Date



Meter is in Main Menu:

1. Touch the SETUP button.
2. Touch the SCREEN button.
3. Touch the DATE/TIME button.
4. Touch the SET DATE button.
5. Touch the arrow buttons (↓) (↑) to set the year, month and day.
6. Touch to save the selection.
7. Touch to return to Previous Screen.

Setting the Time



Meter is in Main Menu:

1. Touch the SETUP button.
2. Touch the SCREEN button.
3. Touch the DATE/TIME button.
4. Touch the SET TIME button.
5. Touch the arrow buttons (↓) (↑) to set the hours, then the minutes.
6. Touch to save the selection.
7. Touch to return to Previous Screen.

REFERENCES

- CoaguChek® XS Plus Operator Manual, Roche Diagnostics GmbH D-68298 Mannheim, Germany 2009-11
- CoaguChek® XS PRO Operator Manual, Roche Diagnostics, 201 Boul, Armand-Frappier, Laval, Quebec, H7V 4A2 Canada 2010-10
- CoaguChek® XS Operator Manual, Roche Diagnostics, 201 Boul, Armand-Frappier, Laval, Quebec, H7V 4A2 Canada 2011-03
- CoaguChek® XS PT Test Strip Directional Insert, Roche Diagnostics, 201 Boul, Armand-Frappier, Laval, Quebec, H7V 4A2 Canada 2010-05
- CoaguChek® XS PT Controls Directional Insert, Roche Diagnostics, 201 Boul, Armand-Frappier, Laval, Quebec, H7V 4A2 Canada 2009-12

REVISION & APPROVAL LOG

Version	Revision Type	Description of Change	Revision Date	Technical Approval	Medical Approval
1.0		New document	Dec 2013	Elvira Kozak	Dr. Cathy Halstead
1.1	Minor	Document title and number change. Upload to QMS document control	28 Dec 2016		Dr. Benjamin Jung

Attention: This document is published on the BCCW SharePoint website

Revisions made to this document require an update to the corresponding document published on BCCW SharePoint website