

Urine Dipstick Emergency Dept: Quick Reference Guide





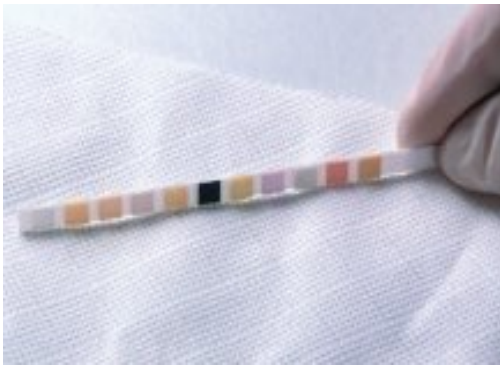

URINE QUALITY CONTROL (UQC) – minimum *DAILY* before patient testing – or new test strip vial

- Check expiry dates on UQC tubes.
- UQC is stored in Chemistry Lat (4°C) Room 2J17.
- Delivered to Children’s ER by porter. Room Temperature storage is 23 hours.
- Check results and expiry dates. UQC visual Read Result Chart – Form A1.
- Record UQC Results– Normal Level 1–Form B1 and Abnormal Level 2–Form C2. XXXX=OPID

PATIENT URINE COLLECTION

- Collect as per institutional procedure. Mix sample well before transfer and before testing.
- Transfer urine collection to sterile containers – x1 (bagged) or x2 (midstream or catheter).
- Minimum volume is 0.5 mL per container. Label “M” or “C” – save for C&S (when needed).
- Label sample containers and Form D Patient Record with patient information.
- **Name, MRN # is a minimum. Date and time.**

TESTING PROCESS – UQC & Patient Testing

		
<p>Chemstrip 10A Lot#/Expiry?</p>	<p>Urine Quality Control BioRad qUAntify Lot#/Expiry ?</p>	<p>Patient Testing Confirm Patient Identifiers</p>
		
<ul style="list-style-type: none"> • Mix UQC or patient sample well just before. • Dip the urine test strip briefly Approx. 1 sec. • Quickly remove test strip & draw edge along rim. 	<ul style="list-style-type: none"> • Touch EDGE ONLY onto piece of absorbent paper to remove excess urine. • DO NOT BLOT color pads face down. 	<ul style="list-style-type: none"> • Set timer for 60 seconds for test pads to develop.

READ @ 60 seconds. Leukocytes @ 60-120 seconds. Record Results.

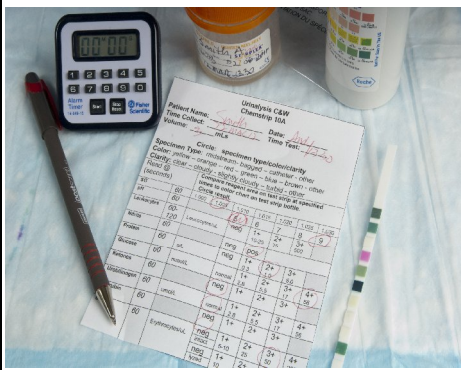
Normal Level UQC



Abnormal Level UQC



Patient Test



- Check UQC Visual Read Result Chart – Form A2
- Record - Normal Level 1 UQC – Form B2
- Record - Abnormal Level 2 UQC – Form C2
- Record - Patient Test Results – Form D & Patient Chart
- Perform any follow up testing as indicated

DISCARD - urine test strip and residual urine in appropriate biohazard waste

MIX WELL !
 Immediately before
 Dipping Urine
 For WBC'S & RBC'S

OPERATOR ID
 For Ongoing
 Competency
 Validation

BE BRIEF
 Reduces Test
 Reagent going
 into the Urine.

REVISION & APPROVAL LOG

Version	Revision Type	Description of Change	Revision Date	Technical Approval	Medical Approval
1.0		New document	2014	Elvira Kozak	Dr. Cathy Halstead
1.1	Minor	Document title and number change. Upload to QMS document control	28 Dec 2016		Dr. Benjamin Jung

Attention: This document is published on the BCCW SharePoint website

Revisions made to this document require an update to the corresponding document published on BCCW SharePoint website